

**PUMP INFORMATION**

- Type:  Sump Pump(s)  
 Grinder Pump(s)  
 Non-Clog Pump(s)

Model NO: \_\_\_\_\_

Rating: \_\_\_\_\_ GPM \_\_\_\_\_ TDH

Motor: \_\_\_\_\_ HP \_\_\_\_\_ RPM

Elec: \_\_\_\_\_ PH \_\_\_\_\_ HZ \_\_\_\_\_ v

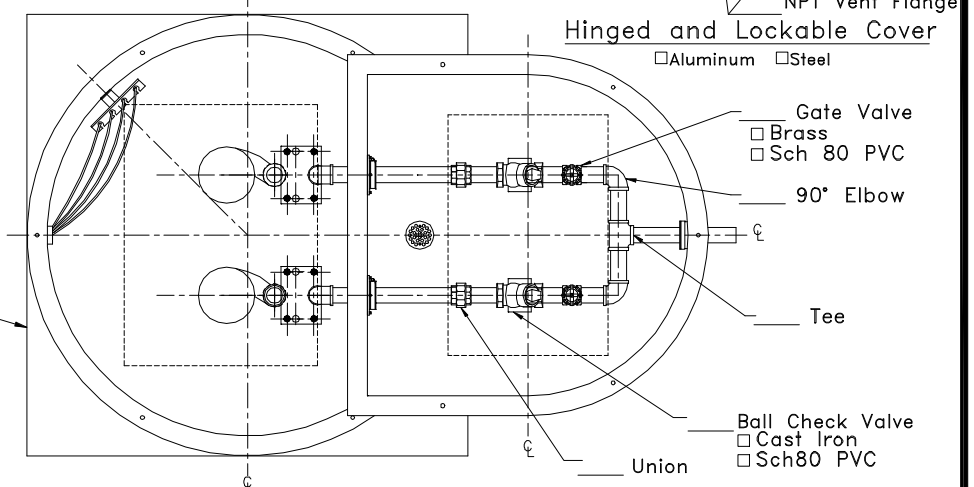
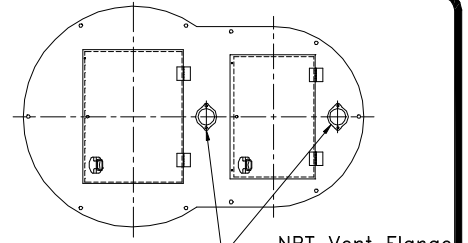
Elec: \_\_\_\_\_ FL AMPS

**DISCHARGE PIPE**

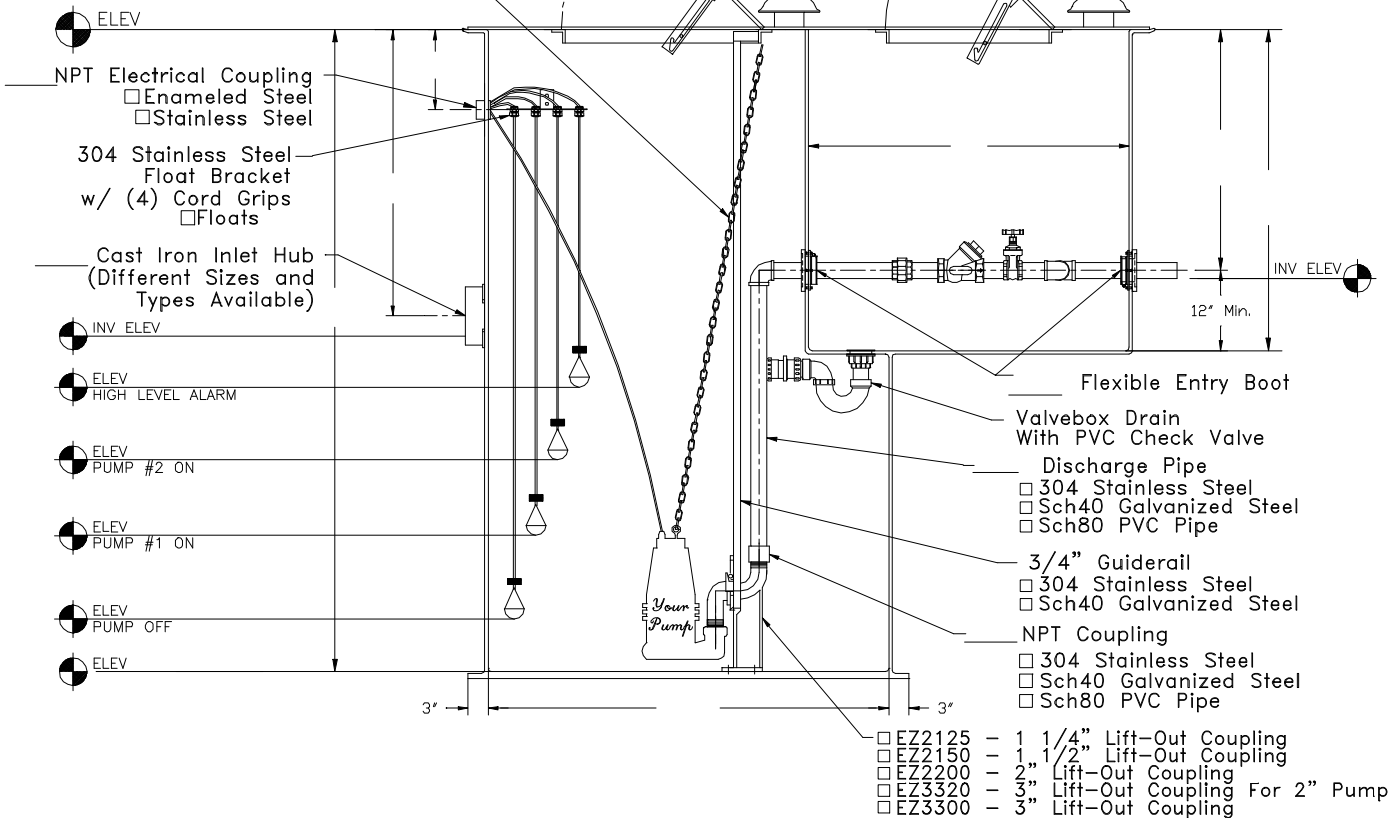
- 304 Stainless Steel  
 Sch40 Galvanized Steel  
 Sch80 PVC Pipe

- 1 1/4"  
 1 1/2"  
 2"  
 3"

- Anti-Floatation Flange  
 Fiberglass Encapsulated  
 ASTM A-36 Square Steel  
 Round Fiberglass  
 None



- 3/16" Lifting Chain  
 304 Stainless Steel  
 Galvanized Steel  
 \* Stainless Steel Cable  
 is Available



- EZ2125 - 1 1/4" Lift-Out Coupling
- EZ2150 - 1 1/2" Lift-Out Coupling
- EZ2200 - 2" Lift-Out Coupling
- EZ3320 - 3" Lift-Out Coupling For 2" Pump
- EZ3300 - 3" Lift-Out Coupling



EZ-Out Prefabricated Fiberglass Lift Station		Scale: None	<small>This print is and contains confidential proprietary information owned exclusively by TOPP INDUSTRIES, INC. It is furnished on a strictly confidential basis. This restriction includes, but is not limited to the condition that this print will not only be used as a record or to identify or inspect parts or for other information purposes and will not be used to manufacture or procure the manufacture of the items shown in this print by any other source than TOPP INDUSTRIES, INC.</small>
1 1/4" - 3" Duplex EZ-Out With Flatwall Valvebox		Drawn By: RM	
Highway 25 North P.O. Box 420 Rochester, IN 46975 Phone: 800/354-4534 Fax: 574/223-6106		App'd By: . Date: 04/21/03	
Supersedes Prints Prior To: 05/09/03		Reference No: 16785	

Revisions	
(A)	First Released.